

FIRST GRADE INSTRUCTIONAL PACKET



Niles Primary School Fourth Grading Period April 6-10

Instructions: Please read assignment directions and complete the lessons prior to returning to school. For your convenience, please print this packet. Printed copies can be picked up at the board office if needed. Please return the completed assignments upon returning to school. Provide guidance and support as needed, but also encourage independent effort from your child. Assist in checking your child's work after independent practice is complete.

<p style="text-align: center;">Lesson 1</p> <p>Reading/Science -Fluency -<u>Cross the Desert</u>- read the passage, write the words you do not know, use the Phonics Wall to decode unknown words. - Practice 1st Grade Memory Word List.</p> <p>Writing -Complete worksheet Day 146.</p> <p>Math -Complete worksheet Day 146.</p>	<p style="text-align: center;">Lesson 2</p> <p>Reading -Complete worksheet Week 31 Day 1. -Practice Memory 1st Grade Word List.</p> <p>Writing -Practice writing numbers 1-50.</p> <p>Math -Make Math addition flashcards for facts 1-9. Ex: 1+1= 2 1+2=3</p> <p>Social Studies -Draw a picture of yourself being respectful.</p>	<p style="text-align: center;">Lesson 3</p> <p>Reading/Science -Fluency- <u>Cross the Desert</u> - read the passage 2 times today. -Practice 1st Grade Memory Word List.</p> <p>Writing -Complete worksheet Day 147.</p> <p>Math -Complete worksheet Day 147.</p>	<p style="text-align: center;">Lesson 4</p> <p>Reading -Complete worksheet Week 31 Day 2. - Practice 1st Grade Memory Word List.</p> <p>Writing -Practice writing number 51-120.</p> <p>Math -Make Math subtraction flashcards for facts to 10. Ex: 10-1=9 10-2=8 10-3=7</p> <p>Social Studies -Draw a picture of yourself being responsible.</p>	<p style="text-align: center;">Lesson 5</p> <p>Reading/Science -Fluency- <u>Cross the Desert</u> - read the passage and answer the questions that follow. -Practice 1st Grade Memory Word List.</p> <p>Writing -Complete Day 148.</p> <p>Math -Complete worksheet Day 148.</p>
--	---	--	--	---

NAME: _____

DIRECTIONS Read and answer each question.

1. Circle the words that need capital letters.

Both uncle bob and uncle carlos
came to my party.

2. Add punctuation.

The hive was buzzing



3. Write the past tense verb.

Chris _____ a cake.
(bakes or baked)

4. Which spelling pattern makes a word that starts with *fl*-?

-at -et -en

SCORE

1. (Y) (N)

2. (Y) (N)

3. (Y) (N)

4. (Y) (N)

___ / 4

Total

NAME: _____

DIRECTIONS Read and answer each question.

SCORE

1. (V) (N)

2. (V) (N)

3. (V) (N)

4. (V) (N)

___ / 4

Total

1. Add a name to the sentence.

I want to play with

 _____ today.

2. Add punctuation.

Why does this always happen

3. Use an apostrophe to write
- the lunch box of Kara*
- in another way.

4. Which spelling pattern makes a word that starts with
- st*
- ?

-ep

-er

-en



NAME: _____

DIRECTIONS Read and answer each question.

1. Circle the words that need capital letters.

Is our field trip on may 4 or
june 4?

2. Add punctuation.

The beach was very dirty

3. Circle the adjectives.

Cheesy pizza is delicious.

4. Which spelling pattern makes a word that starts with
- dr*
- ?

-ot

-op

-om

SCORE1. Y N2. Y N3. Y N4. Y N

___ / 4

Total

NAME: _____ DATE: _____

DIRECTIONS Read the text. Answer the questions.

Maddy and Pat love when spring comes. They go to see their grandparents each weekend. They work on the farm. But they have a lot of fun, too.

<p>1. Where do the grandparents live?</p> <p>(A) in the town</p> <p>(B) on a farm</p> <p>(C) with Maddy and Pat</p>	<p>3. The word <i>weekend</i> is made of two words: <i>week</i> and <i>end</i>. Which word is also made of two words?</p> <p>(A) picture</p> <p>(B) turkey</p> <p>(C) wheelchair</p>
<p>2. When do Maddy and Pat see their grandparents?</p> <p>(A) on weekdays in the spring</p> <p>(B) one week in the spring</p> <p>(C) on weekends in the spring</p>	<p>4. What does <i>spring</i> mean in this text?</p> <p>(A) the time of year after summer</p> <p>(B) the time of year before fall</p> <p>(C) the time of year after winter</p>

SCORE

1. 😊 😊

2. 😊 😊

3. 😊 😊

4. 😊 😊

___ / 4
Total

NAME: _____ DATE: _____

DIRECTIONS Read the text. Answer the questions.**SCORE**

1. 😊 😊

2. 😊 😊

3. 😊 😊

4. 😊 😊

____ / 4
Total

Many animals are born in the spring. Sheep have baby lambs. Goats have their kids. Cows have calves, and horses have their foals. Maddy and Pat get to pet them all.

1. Who pets the baby animals?

- A sheep and goats
 B cows and horses
 C Maddy and Pat

3. What word rhymes with *foal*?

- A cold
 B hole
 C coat

2. What are baby goats called?

- A kids
 B foals
 C Billy

4. To whom does *their* refer in the third sentence?

- A all the animals
 B goats
 C kids

NAME: _____

DIRECTIONS Solve each problem.

SCORE

1. 😊 😞

1. Write the number word for 58.

2. 😊 😞

2. $7 + 6 = \square$

4. 😊 😞

3.
$$\begin{array}{r} 16 \\ - 7 \\ \hline \square \end{array}$$

5. 😊 😞

4. Write the missing sign.

12 \square 5 = 7

7. 😊 😞

5. Draw toothpaste on top of the toothbrush.



____ / 8

Total

6. Write the time.



half past _____

7. Children in Class

Boys	Girls
7	10

How many more boys are needed to equal the number of girls?

8. 😊 😞

8. There are 20 questions on a test. Mark missed 3 questions. How many questions did Mark get correct?

NAME: _____

DIRECTIONS Solve each problem.

1. 80 has _____ tens
and _____ ones.

2.
$$\begin{array}{r} 9 \\ + 5 \\ \hline \square \end{array}$$

3. $19 - 0 = \square$

4. True or false?
 $6 + 8 = 7 + 7$

5. Can you stack a
cube on top of a
sphere?
Circle: yes no




6. Circle the months
that have 31 days.

January

February

March

7. Favorite Subject

Math	
Reading	
Science	

How many more
children like math
than reading?

8. Write two different
subtraction number
sentences with the
numbers 3, 5, and 8.

SCORE

1. 😊 😊

2. 😊 😊

3. 😊 😊

4. 😊 😊

5. 😊 😊

6. 😊 😊

7. 😊 😊

8. 😊 😊

____ / 8
Total

NAME: _____

DIRECTIONS Solve each problem.

SCORE

1. 😊 😊

1. Fill in the circle with <, >, or =.

45 ○ 64

2. 😊 😊

2. $3 + 1 + 0 = \square$

3. 😊 😊

3.
$$\begin{array}{r} 16 \\ - 8 \\ \hline \square \end{array}$$

5. 😊 😊

4. $9 - \square = 5$

6. 😊 😊

5. Draw a rectangle.
Draw a line of symmetry.

7. 😊 😊

8. 😊 😊

____ / 8

Total

6. Is this object longer than your pencil?

Circle: yes no



7. Use the data from the chart. Write a statement about how many more children come to school by bus than by bike.

Ways We Get to School

Car	Bike	Bus	Walk
6	2	10	7

8. Add two 10s to the number 62.

Fluency Passage

Fluency Check: As the child reads the passage aloud to you, circle any words that are misread or omitted. You can write additional notes about the child's fluency in the space on the right.

Cross the Desert

A desert is the hottest spot on the planet. It has lots of sand and sun.

If you cross the desert, you can travel on a camel. A saddle will fit on a camel's hump. You can pack a lot of stuff on a camel's back. You must pack lots to drink.

After sunset, you can camp in a tent. It is best if you have a thick blanket. When the sun sets, the desert is not hot. In fact, you can get a chill!

Notes:

Retell Questions: Use the questions to prompt the child in retelling important parts of the passage after reading it.

- 1. What does the text suggest you should do to cross a desert?**
Travel by camel. Pack stuff on the camel's back. Pack lots to drink.
- 2. Why does the text say you will need a thick blanket to camp in the desert?**
A desert is not hot when the sun sets. You can get a chill.

Memory Word List

*unknown words can be written on a flashcard for review

I	the	oh	down	both
my	was	any	too	again
she	for	day	work	kind
her	your	good	many	buy
her	are	very	first	find
his	look	want	their	right
where	there	boy	now	wash
when	from	two	always	light
which	be	about	because	
who	to	girl	been	
what	we	over	come	
why	or	before	coming	
have	said	four	they	
do	only	one	our	
how	you	were	put	
show	out	some	cold	
a	of	would	know	
me	here	new	does	
		could	laugh	

THE PHONICS WALL

Blends

bl	cl	fl	gl	pl	sl	br	cr	dr	fr	gr	pr	tr	sc	sk	sm	sn	sp	st	sw	tw	scr	spr	spl	squ	str	shr	thr

Digraphs

ch	sh	th	th	wh	ck	ph	gh
tch							

Vowels

short ă long ā		short ě long ē		short ĭ long ī		short ǒ long ō		short ŭ long ū			
a			e			o			u		
-ab -ap -at -ack -as -ath -ad -ash -ax -aft -asp -ag -ast	ai 	ee 	-eb -eg -ep -eck -eil -esh -ed -em -ess -eft -en -et	ey 	ee 	-ib -im -ist -ick -in -it -id -ip -itch -ift -is -ith -ig -isp -ix -ill -iss	oe 	o-e 	-ub -ug -us -uck -um -ust -ud -un -ut -uff -up -uzz	ue 	u-e
ay 	igh 	ea 	ey 	ey 	igh 	ie 	oa 	ow 	ui 	ue 	ui

R-controlled Vowels

er
ir
ur
er
ir
ur

y at the end of a word

y		
ly		
ly		
ly		

Special Vowel Team Patterns

oy 	ow 	oo 	ow
oi 	ou 	ew 	oo
oi 	ou 	ew 	oo
oi 	ou 	ew 	oo

Glued

am 	an 	all
ank 	ink 	onk
unk 	ank 	ink
ong 	ing 	ong
ung 	ing 	ung

Soft c	Soft g
ce	ge
ci	gi
cy	gy
	dge

Suffixes/Inflectional Endings	
-ed /ed/ /t/ /d/	
-ing	-ly
-s	-ful
-es	-est
-en	

Websites!

Reading	Math	Writing	Science/Social Studies	Assortment
http://howtohomeschoolforfree.com/free-phonics-lessons-online/	https://www.mathplayground.com/math-games.html	http://www.funenglishgames.com/games.html	https://www.pittsburghzoo.org/penguin-webcam/	GoNoodle: Home
http://www.scholastic.com/learnathome			https://ohwowkids.org/family-resources/	https://jr.brainpop.com/
				https://www.funbrain.com/grade/1

Acting & Interpreting - as an Artist!


Materials: none, just your imagination!

Time: 15 minutes

Using these images, pretend to be the figures (people) in the paintings.

- What are they doing in the paintings?
- Why are they doing those things?
- Can you copy them and act out the scene?
- What would they say if they could talk? Have a pretend conversation!
- Have fun with this assignment!
- Get your family involved! Assign roles to each person.
- If you are feeling brave, use props and pose like these people. Then, email a pic to Mrs. Patton!

A. Diego Rivera, *Viva Zapata*, 1932, lithograph.



B. Pablo Picasso, *The Tragedy*, 1903, oil paint on wood.



C. Henri de Toulouse-Lautrec, *Jane Avril Dancing*, 1892, oil paint on cardboard.

If you have a smartphone, tablet, or computer, visit Mrs. Patton's website for more art activities! Just use a camera to scan the box below or go to <https://sites.google.com/nilesmckinley.org/reddragonart/home>



lauren.patton@nilesmckinley.org



A Big Journey For a Little Mouse Story

First grade students can read along and practice making sounds to go along with the story. This should be fun and easy to do!

Martin the Mouse was hungry! His empty tummy rumbled deep and low.

Sound 1 - Low Sounds

Martin walked down the path to Grammy's house to fill his tummy with yummy, blueberry scones. Suddenly, it started to storm! Big, blue raindrops fell from the sky, and thunder crashed above him!

Sound 2 - Crash Sounds

As Martin continued to walk, drops of rain dripped from the trees and bounced off his mousy head.

Sound 3 - Drip Sounds

The rain made him wet and sad. Luckily, his friend—Mateo the red bird—flew by and cheered him up with his soft, high voice!

Sound 4 - High Sounds

The bumblebees flew overhead, as Francis—the funny, green frog—joined in with her deep, croaky-croaks.

Sound 5 - Low Sounds

A strong gust of whooshing wind blew orange, fall leaves onto the path.

Sound 6 - Whoosh Sounds

The leaves crunched under Martin's tiny feet with every step.

Sound 7 - Crunch Sounds

As he walked up the small hill, Martin sniffed the air. Blueberry scones! His long journey was over. Martin gobbled up three delicious scones to fill his hungry tummy, which was not so rumbling anymore. "It was a difficult journey, but it was worth it," Martin told Grammy. He was proud of himself, and was thankful for his friends who helped him on his big journey.



THE END